

Somfy *Rain Sensor Almot AC 230V*

PRODUCT SPECIFICATIONS

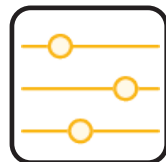
A smart, yet compact sensor designed for protection from rain

Slim-line rain sensor which detects the intensity and the frequency of the rain drops on the surface, activating the retraction of your external Somfy-powered solutions.

PRODUCT MAIN FUNCTIONALITIES



Easy to install



Multi-level sensitivity settings



Circuit warmer function



Protection from rain elements



COMPATIBLE END PRODUCTS



Awnings



Roller Shutters



External Screens



External Venetian Blinds



Lights



Window Openers



Comercial Building Solutions

Somfy Rain Sensor Almot AC 230V

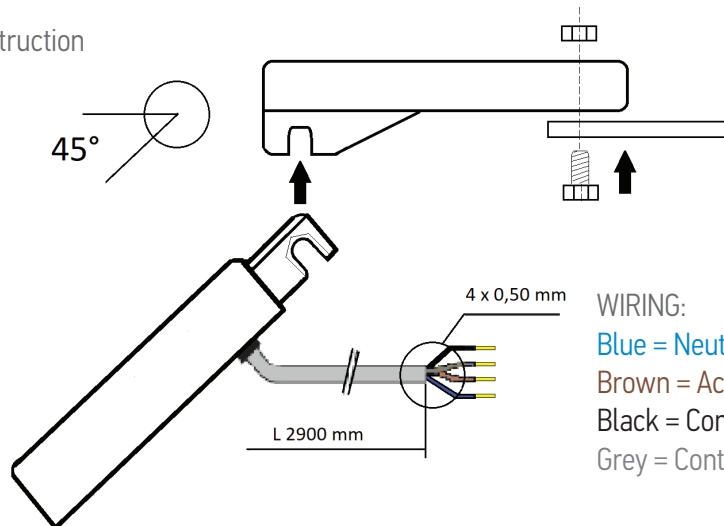
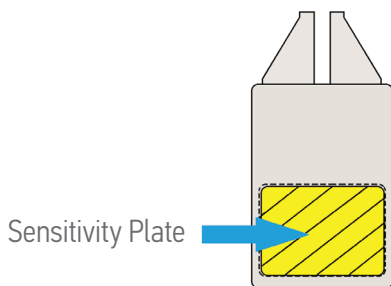
PRODUCT SPECIFICATIONS

PRODUCT BENEFITS

- Multi-level sensitivity settings (4 levels available)
- Activate/de-activate heater parameters
- Time alarm parameter (every 30 secs or every 2 minutes)
- Includes a circuit warming feature which allows the sensor to operate when temperatures reduce below 5°
- Includes bracket mounting kit and screws

INSTALLATION INSTRUCTIONS

- Rain Sensor must be mounted at 45° angle
- Position the sensor far from any heat source and from metallic masses
- Ensure the Sensitive Plate is free from obstruction or cover from rain elements
- Do not mount undercover



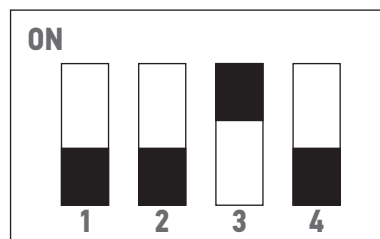
TECHNICAL SPECIFICATIONS

Size (mm)	140 x 150 x 60
Supply	AC
Voltage/Max Switching voltage	230 V / 400
Protocol	WT
IP Rating	IP 44
Temperature Range – Working	-20° to +70°
Compliance	RCM
Item Number	1870920
Rated Current/Max Current	6/15

PARAMETER SETTING KEY

Parameter settings can be adjusted by unscrewing the back cover, making the necessary adjustments using the key below, then re-securing the back cover. Ensure the power to the sensor is disconnected prior to making any adjustments.

DIP 1	DIP 2	Sensitivity Parameter	DIP 3	Heater Parameter	DIP 4	Time Parameter
OFF	OFF	Maximum (Default)	ON	Enabled (Default)		(Alarm Extension)
ON	OFF	Above Average	OFF	Disabled	OFF	30 Seconds (Default)
OFF	ON	Average			ON	2 Minutes
ON	ON	Minimum				



Minimum: Many raindrops to activate
Maximum: A few raindrops to activate

Default settings pictured