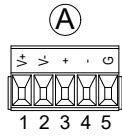
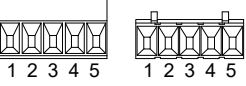


DC Motor Weidmuller Connector Color Code

Included with  
DC Motor Cable

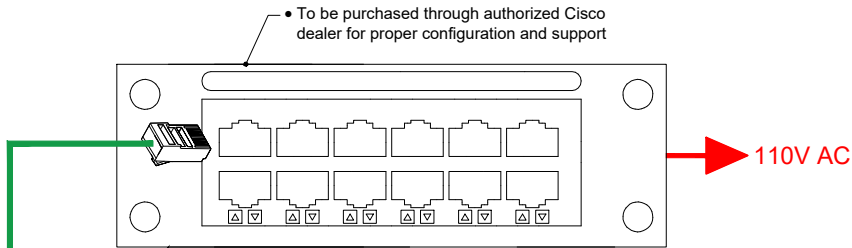
Included with PoE  
Gateway Motor  
Adaptor Cable

Purchase  
Separately

Male Printed Weidmuller Connector	DC Motor Port Wiring Pinout		Female Non-Printed Weidmuller Connector
	Male Pin #	Function	Female Pin #
	1	Power ( + )	5
	2	Power ( - )	4
	3	SDN RS485 ( + )	3
	4	SDN RS485 ( - )	2
	5	SDN RS485 Ground	1
			

ST-30 Motor Head Power Pinout		
Pin #	Function	Color
1	Power ( + )	White with Black Stripe
2	Power ( - )	White

ST-30 Motor Head Data Pinout		
Pin #	Function	Color
1	SDN RS485 ( - )	Black
2	SDN RS485 Ground	Green
3	SDN RS485 ( + )	Red

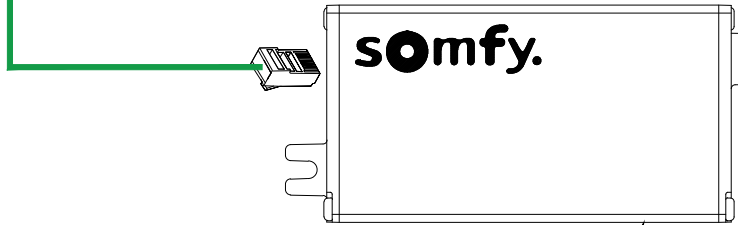


Cisco PoE Switch

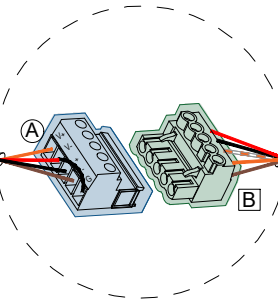
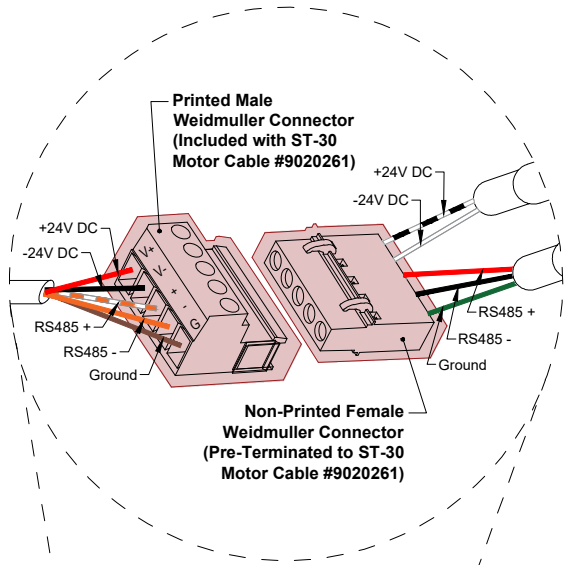
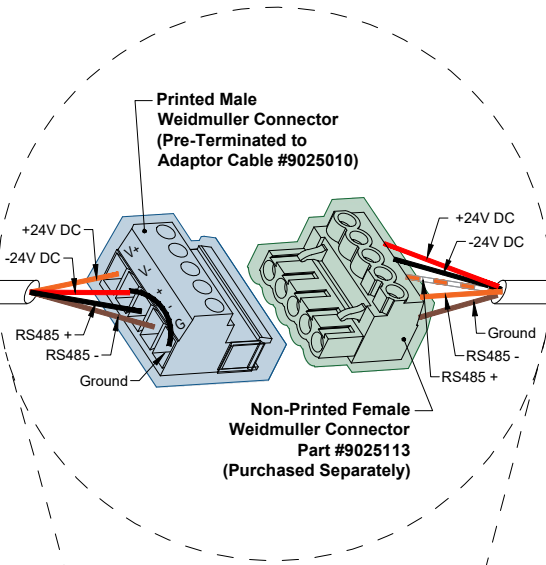
Must support IEEE 802.3bt & LLDP

- Cisco Catalyst CDB-8U 60W 8-Port Switch with Cisco Power Supply: CDB-MNT-FLEX-C14 (Non-Plenum) or CDB-MNT-FLEX-DIR (Plenum)
- Cisco Catalyst 3850 24 or 48-Port Switch with Cisco Power Supplies: C3KX-PWR-715WAC and C3KX-PWR-1100WAC

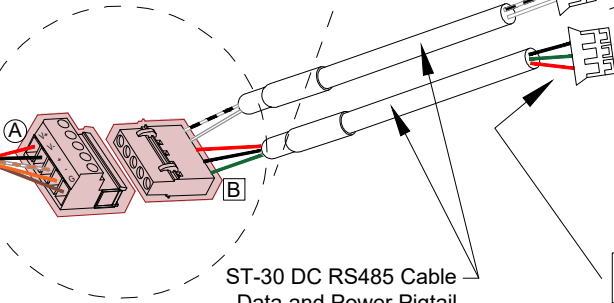
- Unshielded Twisted CAT-5e or higher (PowerWise 1G 4PPoE Indoor/Outdoor Cable recommended)
- TIA-568B Standard with Plastic RJ-45 Connectors
- Max Distance from Switch to PoE Gateway is 300'



SDN Power over Ethernet  
(PoE) Gateway  
#1860326



SDN Low-voltage Motor Cable  
14/2 + 22/3 TWS  
Reference Liberty Cable  
Part #9020126 (Non-Plenum)  
Part #9020127 (Plenum)  
Max Distance from PoE to last  
motor is 240' cumulative



ST-30 DC RS485 Cable  
Data and Power Pigtail  
Part #9020261 (Purchased  
Separate from Motor)

TO ST-30  
DC MOTOR

Date:	11/13/18	Revisions			
Print Size:	11" x 17"	Rev	Date	By	Description
NTS:	NTS	-	--/--/--	-	
Sales:	N/A	-	--/--/--	-	
Drawn by:	RV	-	--/--/--	-	
Checked by:	PK	-	--/--/--	-	

Dwg Title:	PoE Gateway with Single ST-30 DC Motor Wire Detail
Dwg No.:	POE-WIRING-01

Project name:	Technical Library
Client:	Somfy Systems
Address:	121 Herrod Boulevard Dayton, NJ 08810