


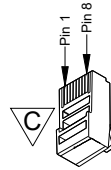


DC Motor Weidmuller Connector Color Code

Included with
DC Motor Cable

Included with
Power Panel

Male Printed Weidmuller Connector	DC Motor Port Wiring Pinout	Female Non-Printed Weidmuller Connector																		
A		B B																		
	<table> <tr><th>Male Pin #</th><th>Function</th><th>Female Pin #</th></tr> <tr><td>1</td><td>Power (+)</td><td>5</td></tr> <tr><td>2</td><td>Power (-)</td><td>4</td></tr> <tr><td>3</td><td>SDN RS485 (+)</td><td>3</td></tr> <tr><td>4</td><td>SDN RS485 (-)</td><td>2</td></tr> <tr><td>5</td><td>SDN RS485 Ground</td><td>1</td></tr> </table>	Male Pin #	Function	Female Pin #	1	Power (+)	5	2	Power (-)	4	3	SDN RS485 (+)	3	4	SDN RS485 (-)	2	5	SDN RS485 Ground	1	 
Male Pin #	Function	Female Pin #																		
1	Power (+)	5																		
2	Power (-)	4																		
3	SDN RS485 (+)	3																		
4	SDN RS485 (-)	2																		
5	SDN RS485 Ground	1																		



SDN Wiring Pinout		
CAT-5e or higher TIA-568B standard with RJ-45		
Pin #	Color	Function
1	Orange White	SDN RS485 (+)
2	Orange	SDN RS485 (-)
3	Green White	Reserved
4	Blue	Power 24v DC
5	Blue White	Power 24v DC
6	Green	Reserved
7	Brown White	SDN RS485 Ground
8	Brown	SDN RS485 Ground

TO ST-50 DC MOTOR

ST-50 Motor Head Data Pinout		
Pin #	Function	Color
1	Power (+)	Red
2	Power (-)	Black
3	NC	-
4	SDN RS485 (-)	Green
5	SDN RS485 (+)	Yellow
6	SDN RS485 Ground	White

